



Cork South Central Constituency Poll

Irish Examiner

Job No: 02711

Must be Included when Published



RED C interviewed a constituency quota controlled sample of 500 people representative of all adults aged 18+ across the constituency.

Seed sample was drawn in proportion to population within each DED in the constituency and an RDD (random digit dial) process used to ensure all households were included for contact by telephone.

Vote Intentions analysis is based off recall interviews conducted between the 9th & 11th February once full candidate lists were available, while other question data was conducted between the 3rd February – 9th February 2011.

The data was weighted to known demographics, population within each DED and weighted by past vote in the constituency.

The accuracy of the data is estimated to be + or – 4.5% at 95% confidence.

Poll Summary - I



1. Fine Gael are the big winners in the Cork South Central constituency, with this poll suggesting they will take 3 seats, with the party increasing its share overall by a similar margin that has been seen in the national polls.
2. Simon Coveney tops the poll, and in turn almost doubles his share of the first preference vote when compared to 2007, from 10% to 19% in this poll. He makes quota on the first count as a result, with a significant surplus to distribute to his Fine Gael colleagues.
3. Micheál Martin secures a similar first preference share, at 18% almost identical to that he achieved at the last election. However he has less surplus to pass on to McGrath and some of this is even lost to Fine Gael.
4. As a result McGrath becomes the potential big name casualty in the constituency. He secures just 9% first preference, which is a significant decline on that he achieved in 2007, and with poor transfers he eventually fails to get elected on the final count.
5. Instead Deidre Clune (FG) retains her seat on the final count, having started with a relatively poor first preference of 8% down 2% since 2007. Then, Gerry Buttimer takes a third seat for Fine Gael, also on the final count, having started the count at 9% first preference. Both candidates do well in taking transfers from the eliminated O'Leary and Desmond.

Poll Summary - II



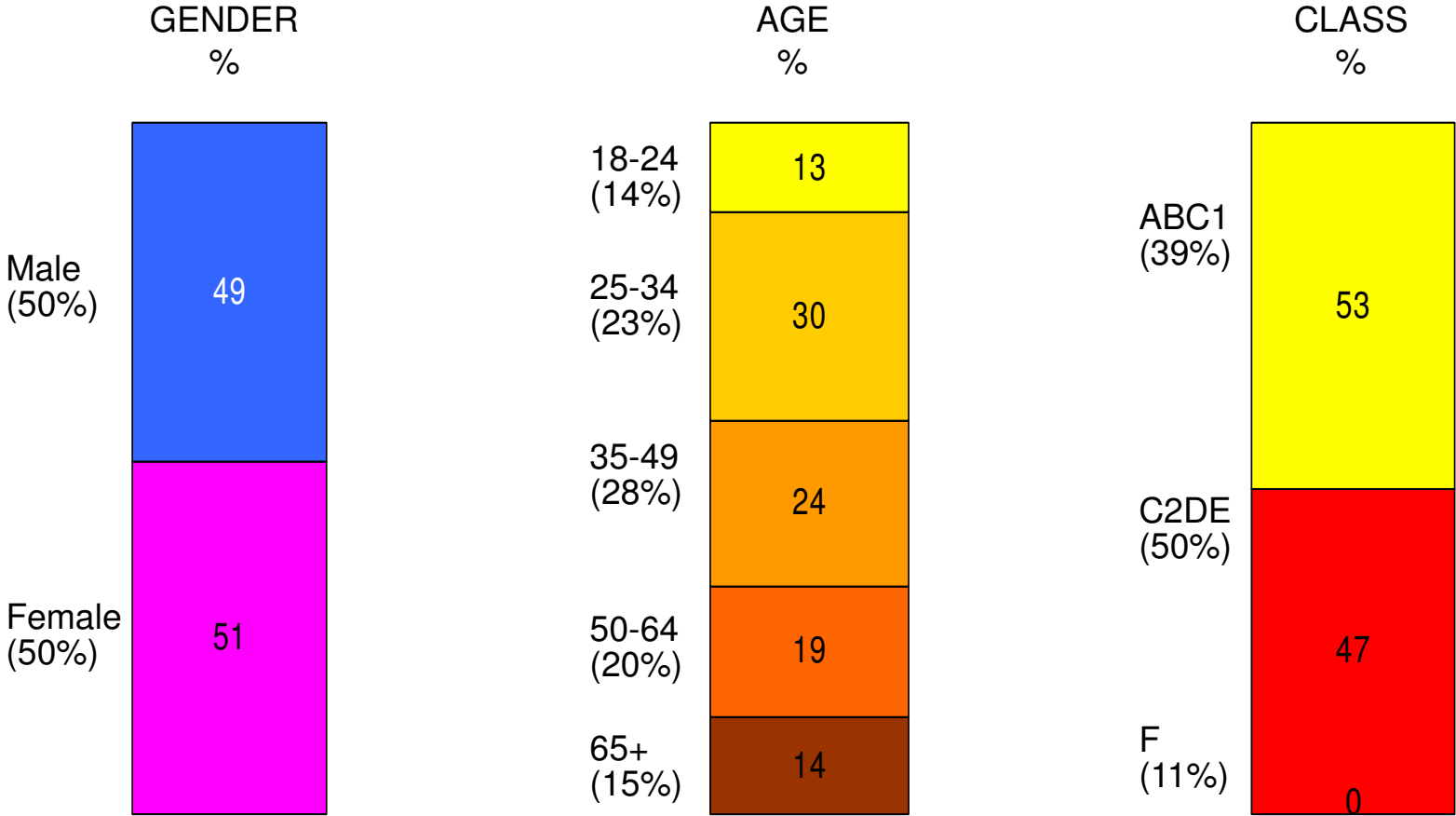
6. Labour retain the one seat with Ciaran Lynch securing a string 14% first preference, up well on that achieved in 2007. But his colleague Paula Desmond doesn't get a strong enough first preference at 5% to allow for transfers to make a difference.
7. Dan Boyle of the Green Party could also does relatively poorly when compared to 2007. In this poll he secures just 3% first preference, which is heavily down on the 8% he achieved at the last election.
8. Independent candidates do relatively poorly in this constituency vs. the national share, with just 7% first preference votes between them; this is perhaps due to the relative strength of Fianna Fail vs. the national picture.
9. The party policy preference is the main reason cited for voting for one candidate over another, followed by the personality of the candidate, local issues and party preference. Once again the leader of the party is seen by most to have little influence on choice of candidate.
10. As seen in other constituencies the economy and jobs dominate the concerns of voters in the constituency, followed by health services, educations and taxation.

The electorate within the constituency has a significantly younger age profile than the national average.



(Base: All Adults 18+ - 500)

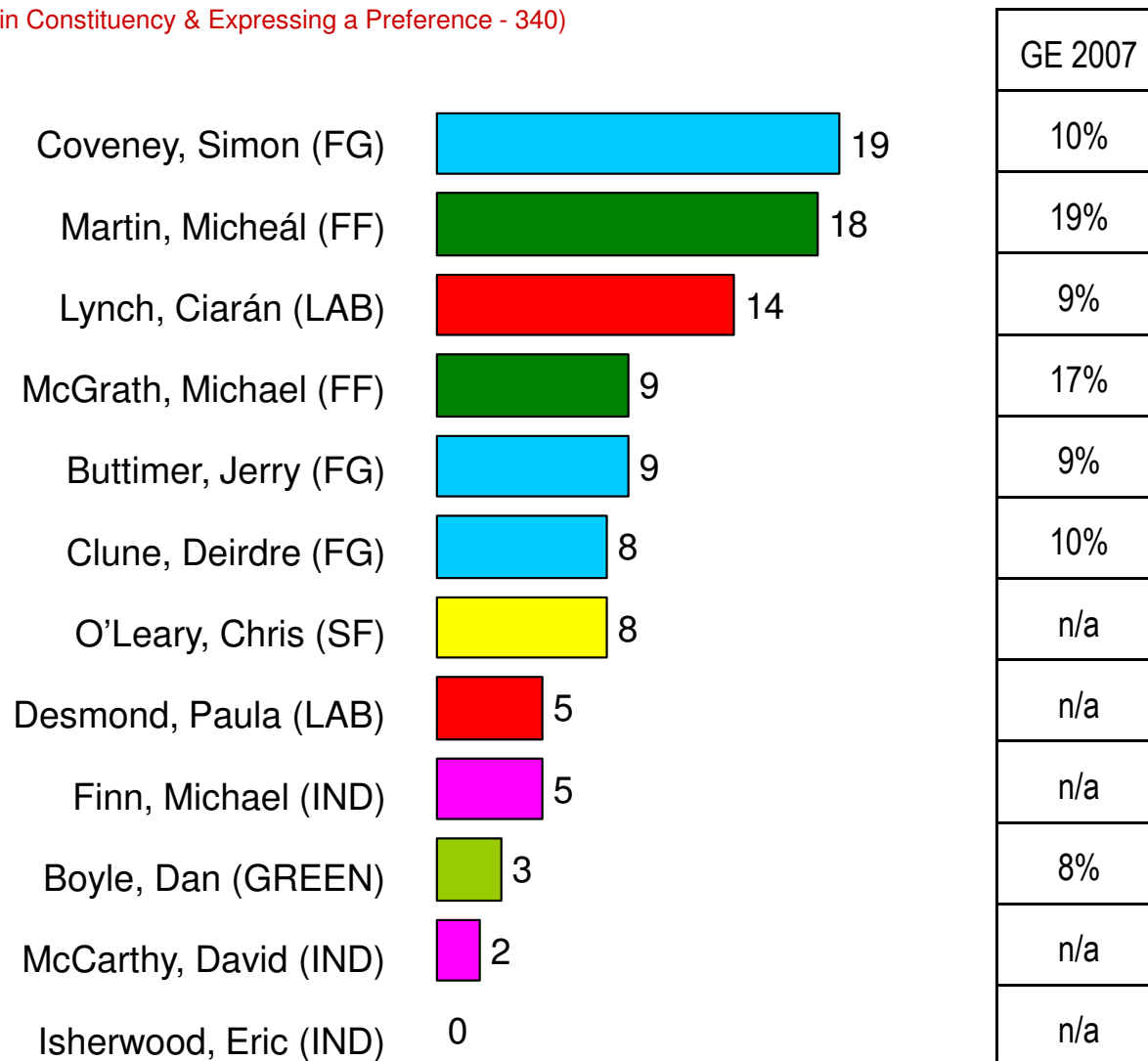

Voter Profile




() figures in brackets relate to national statistics

Share of first preference vote across candidates if there were to be a general election tomorrow

(Base: All Likely to Vote in Constituency & Expressing a Preference - 340)



Ballot Sheet – Count Summary



(Base: All Likely to Vote)

| | 1st Pref | Share | Quota | Count | Status | Seat |
|------------------------|------------|----------------|-----------|-------|------------|------|
| Simon Coveney | 65 | 19% | 1.12 | 1 | Voted In | 1 |
| Micheál Martin | 61 | 18% | 1.05 | 1 | Voted In | 2 |
| Ciaran Lynch | 46 | 14% | 0.79 | 7 | Made Quota | 3 |
| Deirdre Clune | 28 | 8% | 0.48 | 10 | Made Quota | 4 |
| Jerry Buttimer | 29 | 9% | 0.50 | 10 | Made Quota | 5 |
| Michael McGrath | 30 | 9% | 0.52 | 10 | Eliminated | |
| Chris O’Leary | 26 | 8% | 0.45 | 9 | Eliminated | |
| Paula Desmond | 18 | 5% | 0.31 | 8 | Eliminated | |
| Michael Finn | 17 | 5% | 0.29 | 7 | Eliminated | |
| Dan Boyle | 10 | 3% | 0.17 | 6 | Eliminated | |
| David McCarthy | 8 | 2% | 0.14 | 5 | | |
| Eric Isherwood | 1 | *% | 0.02 | 4 | | |
| Valid Poll = | 340 | Quota = | 58 | | | |

RESEARCH EVALUATION DIRECTION **CLARITY**

(Diarmaid O’Cadhla and Gerard Linehan receive no first preference votes)

(7)

Ballot Sheet – Count Analysis

(Base: All Likely to Vote and giving a preference)



| (Total Valid Poll – 340) (Quota – 58) | First Count | Second Count | Third Count | Fourth Count | Fifth Count | Sixth Count | Seventh Count | Eight Count | Ninth Count |
|--|-----------------|-------------------------------|------------------------------|--|------------------------------------|---------------------------------|--------------------------------|------------------------------------|------------------------------------|
| | Number of Votes | Transfer of Coveney's Surplus | Transfer of Martin's Surplus | Transfer Isherwood, O'Cadhla, Linehan votes and result | Transfer McCarthy votes and result | Transfer Boyle votes and result | Transfer Finn votes and result | Transfer Desmond votes and results | Transfer O'Leary votes and results |
| NAMES OF CANDIDATES | | | | | | | | | |
| Simon Coveney (F.G) | 65 | -7 | 58 | 58 | 58 | 58 | 58 | 58 | 58 |
| Micheal Martin (F.F) | 61 | 61 | -3 | 58 | 58 | 58 | 58 | 58 | 58 |
| Ciaran Lynch (Labour) | 46 | +1 | 47 | 47 | +2 | +5 | +4 | 58 | 58 |
| Jerry Buttimer (F.G) | 29 | +2 | 31 | 31 | 31 | 31 | 31 | +3 | +6 |
| Deirdre Clune (F.G) | 28 | +4 | +1 | 33 | +1 | 34 | 34 | +4 | +5 |
| Michael McGrath (F.F) | 30 | 30 | +2 | 32 | 32 | +1 | 33 | +2 | +3 |
| Chris O'Leary (S.F) | 26 | 26 | 26 | 26 | +1 | 27 | +5 | +1 | -33 Eliminated |
| Paula Desmond (Labour) | 18 | 18 | 18 | 18 | 18 | +2 | 20 | -20 | Eliminated |
| Michael Finn (Ind) | 17 | 17 | 17 | 17 | 17 | 17 | -17 | Eliminated | 0 |
| Dan Boyle (Green Party) | 10 | 10 | 10 | 10 | 10 | -10 | Eliminated | 0 | 0 |
| David McCarthy (Ind) | 8 | 8 | 8 | 8 | -8 | Eliminated | 0 | 0 | 0 |
| Eric Isherwood (Ind) | 1 | 1 | 1 | -1 | Eliminated | | | | |
| Diarmaid Ó Cadhla (Ind) | 0 | 0 | 0 | Eliminated | 0 | 0 | 0 | 0 | 0 |
| Gerard Linehan (Ind) | 0 | 0 | 0 | Eliminated | 0 | 0 | 0 | 0 | 0 |
| Non-transferable papers not effective | | | +1 | +1 | +4 | +2 | +8 | +10 | +19 |
| | | | 1 | 2 | 6 | 8 | 16 | 26 | 45 |

RESEARCH EVALUATION DIRECTION **CLARITY**

(Diarmaid O'Cadhla and Gerard Linehan receive no first preference votes)

Ballot Sheet – Count Analysis – Up-Weighted to Valid Poll 2007

Valid Poll 2007 = 59,068 divided by 340 = 174, Each vote polled = 174 votes

(Base: All Likely to Vote and giving a preference)





| (Total Valid Poll 2007 – 59,068) | First Count | Second Count | Third Count | Fourth Count | Fifth Count | Sixth Count | Seventh Count | Eight Count | Ninth Count | |
|---------------------------------------|-----------------|-------------------------------|------------------------------|--|------------------------------------|---------------------------------|--------------------------------|------------------------------------|------------------------------------|------|
| NAMES OF CANDIDATES | Number of Votes | Transfer of Coveney's Surplus | Transfer of Martin's Surplus | Transfer Isherwood, O'Cadhla, Linehan votes and result | Transfer McCarthy votes and result | Transfer Boyle votes and result | Transfer Finn votes and result | Transfer Desmond votes and results | Transfer O'Leary votes and results | |
| Simon Coveney (F.G) | 11,292 | -1216 | 10,076 | 10,076 | 10,076 | 10,076 | 10,076 | 10,076 | 10,076 | |
| Micheal Martin (F.F) | 10,597 | 10,597 | -521 | 10,076 | 10,076 | 10,076 | 10,076 | 10,076 | 10,076 | |
| Ciaran Lynch (Labour) | 7,992 | 174 | 8,165 | 8,165 | 8,513 | 869 | 695 | 10,076 | 10,076 | |
| Jerry Buttimer (F.G) | 5,038 | 347 | 5,386 | 5,386 | 5,386 | 5,386 | 5,386 | 521 | 1042 | |
| Deirdre Clune (F.G) | 4,864 | 695 | 174 | 5,733 | 5,907 | 174 | 5,907 | 695 | 869 | |
| Michael McGrath (F.F) | 5,212 | 5,212 | 347 | 5,559 | 5,559 | 174 | 5,733 | 347 | 521 | |
| Chris O'Leary (S.F) | 4,517 | 4,517 | 4,517 | 4,517 | 4,691 | 174 | 869 | 174 | -5733 | |
| Paula Desmond (Labour) | 3,127 | 3,127 | 3,127 | 3,127 | 3,127 | 347 | 5,559 | -3475 | Eliminated | |
| Michael Finn (Ind) | 2,953 | 2,953 | 2,953 | 2,953 | 2,953 | 347 | 3,475 | Eliminated | 0 | |
| Dan Boyle (Green Party) | 1,737 | 1,737 | 1,737 | 1,737 | 1,737 | -2953 | Eliminated | 0 | 0 | |
| David McCarthy (Ind) | 1,390 | 1,390 | 1,390 | 1,390 | 1,390 | -1737 | 0 | 0 | 0 | |
| Eric Isherwood (Ind) | 174 | 174 | 174 | 174 | 174 | -1390 | 0 | 0 | 0 | |
| Diarmaid Ó Cadhla (Ind) | 0 | 0 | 0 | 0 | 0 | -174 | 0 | 0 | 0 | |
| Gerard Linehan (Ind) | 0 | 0 | 0 | 0 | 0 | Eliminated | 0 | 0 | 0 | |
| Non-transferable papers not effective | | | 174 | 174 | 174 | 695 | 347 | 1392 | 1740 | 3301 |
| | | | 174 | 348 | 1044 | 1392 | 2784 | 4524 | 7830 | |

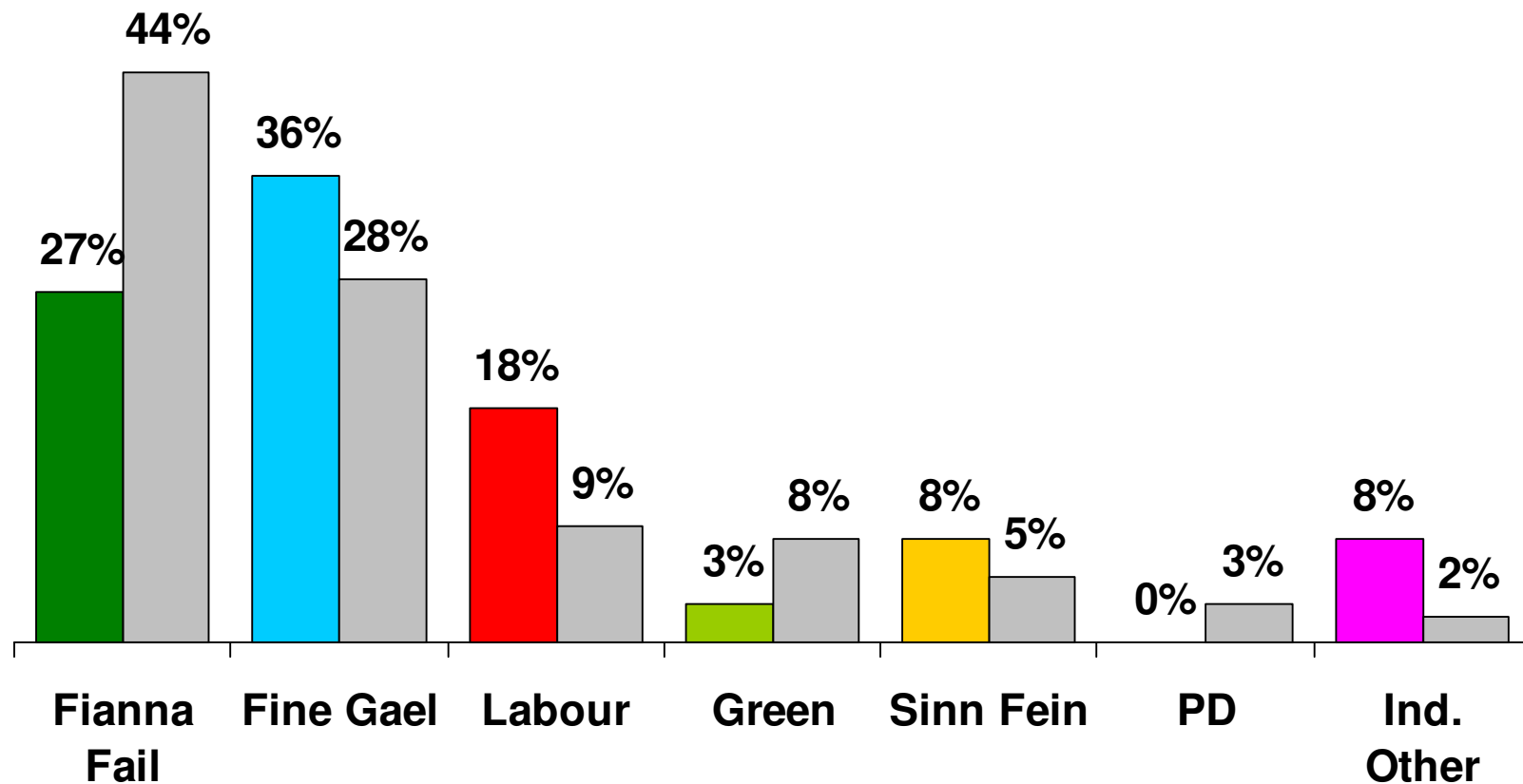
(Diarmaid O'Cadhla and Gerard Linehan receive no first preference votes)

Share of first preference vote if there were to be a general election tomorrow – by party vs. last General Election 2007 in Cork South Central

(Base: All Likely to Vote in Constituency & Expressing a Preference - 340)

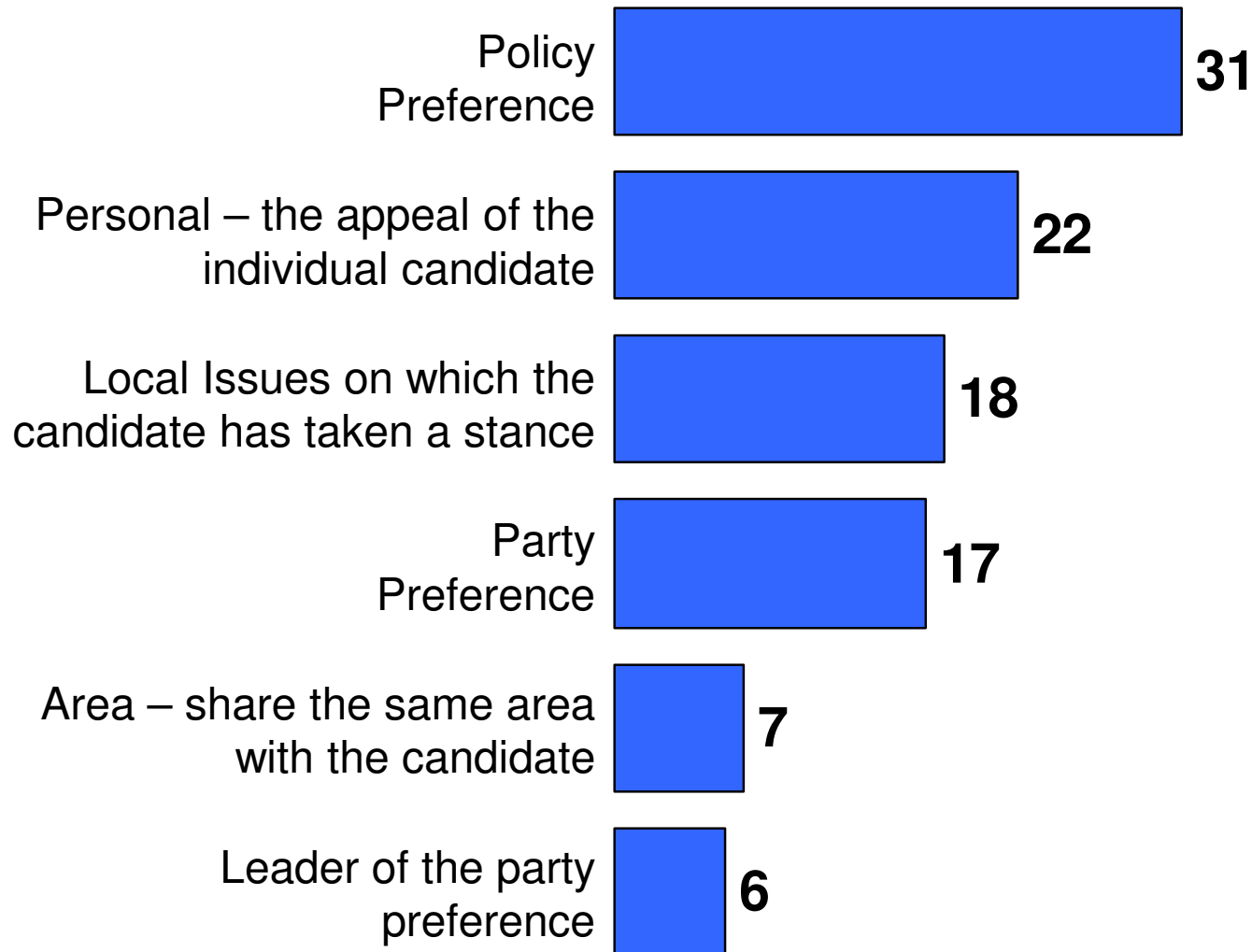


Cork South Central Poll Feb 11  General Election 2007




Main Reason Why First Choice Candidate Selection is Made

(Base: All likely to vote)

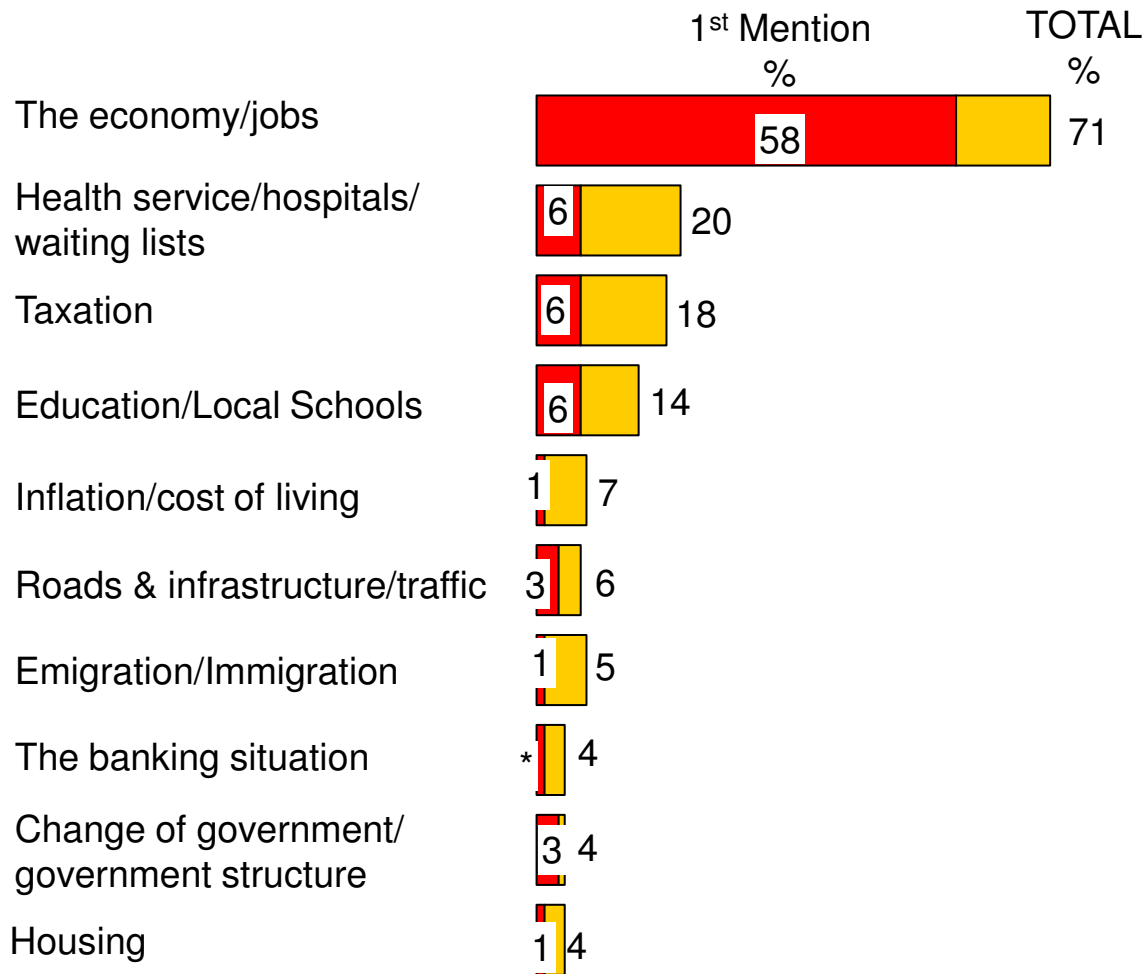


(Q 4)

Which issues will influence how you will decide to vote at the next election



(Base: All Likely to Vote)



Do you believe any new government will be able to renegotiate the terms of the EU-IMF bailout?



(Base: All Likely to Vote)

